

Wall Mounted ECO Series

Compact & Comfort



Model: ASYG07LLCE / ASYG09LLCE / ASYG12LLCE



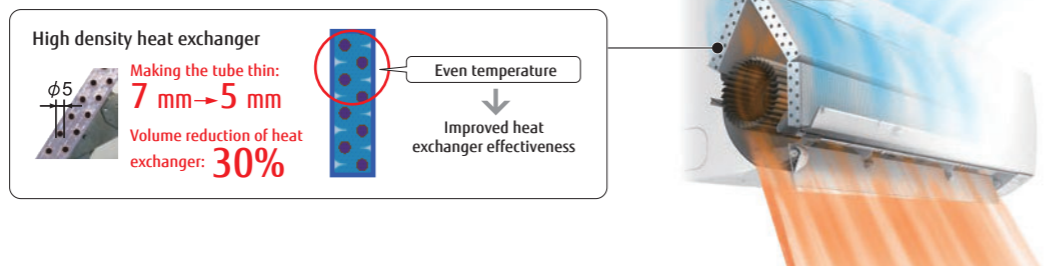
Wireless R.C.



Specifications

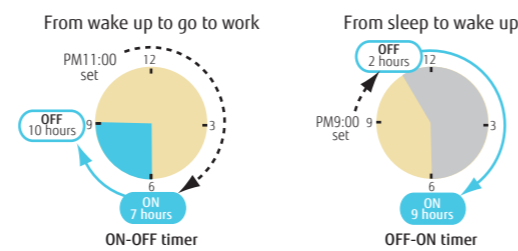
Model No.	Indoor unit		ASYG07LLCE	ASYG09LLCE	ASYG12LLCE
	Outdoor unit		AOYG07LLCE	AOYG09LLCE	AOYG12LLCE
Power Source	Single phase, ~230V, 50Hz				
Capacity	Cooling	kW	2.0(0.9-2.8)	2.5(0.9-3.0)	3.4(0.9-3.8)
	Heating	kW	2.7(0.9-3.6)	3.0(0.9-3.8)	4.0(0.9-5.0)
Input Power	Cooling/Heating		0.470/0.620	0.730/0.740	1.080/1.130
	Cooling	W/W	4.26	3.42	3.15
EER	Cooling		4.26	3.42	3.15
	Heating		4.35	4.05	3.54
Pdesign	Cooling/Heating(-10°C)		2.0/2.2	2.5/2.3	3.4/3.2
	Cooling	W/W	6.70	6.90	6.60
SEER	Cooling		6.70	6.90	6.60
	Heating (Average)		4.00	4.00	3.80
SCOP	Cooling		A++	A++	A++
	Heating (Average)		A+	A+	A
Max. Operating Current	Cooling/Heating		6.0/7.5	6.0/7.5	6.5/9.0
	Cooling	kWh/a	104	127	180
Annual Energy Consumption	Cooling		104	127	180
	Heating		770	805	1,179
Moisture Removal			l/h	1.3	1.8
	Indoor (Cooling)	H/M/L/Q	43/38/33/22	43/38/33/22	43/38/33/22
Sound Pressure Level	Indoor (Heating)	H/M/L/Q	43/38/33/22	43/38/33/22	43/38/33/22
	Outdoor(Cooling/Heating)	High	47/48	47/48	50/51
Sound Power Level	Indoor(Cooling/Heating)	High	59/60	59/60	59/60
	Outdoor(Cooling/Heating)	High	61/61	61/61	65/65
Airflow Rate	Indoor / Outdoor (Cooling)	High	720/1,670	720/1,670	720/1,830
	Indoor / Outdoor (Heating)	High	740/1,470	740/1,470	740/1,600
Net Dimensions H x W x D	Indoor	mm	262×820×206	262×820×206	262×820×206
	Outdoor	mm	535×663×293	535×663×293	535×663×293
Weight	Indoor	kg(lbs)	7.0 (15)	7.0 (15)	7.0 (15)
	Outdoor	kg(lbs)	24 (53)	24 (53)	26 (57)
Connection Pipe Diameter (Liquid / Gas)			6.35/9.52	6.35/9.52	6.35/9.52
Drain hose Diameter (I.D./O.D.)			11.8/15.0 to 16.8	11.8/15.0 to 16.8	11.8/15.0 to 16.8
Max Pipe Length (Pre-Charge)			20(15)	20(15)	20(15)
Max Height Difference			15	15	15
	Cooling	°CDB	-10 to 43	-10 to 43	-10 to 43
Operation Range	Heating		-15 to 24	-15 to 24	-15 to 24
	Type (Global Warming Potential)		R410A(2,088)	R410A(2,088)	R410A(2,088)
Refrigerant	Charge		kg (CO2eq-T)	0.65(1.357)	0.65(1.357)
				0.85(1.775)	0.85(1.775)

High efficient compact design



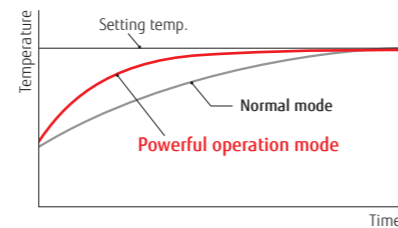
ON-OFF Programmable timer

You can set an integrated ON-OFF or OFF-ON timer suitable for your life style. (Setting time: 0.5, 1, 1.5, 2, 2.5, -----9.5, 10, 11, 12 hours)



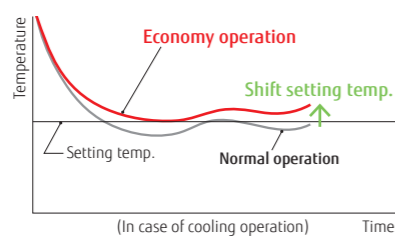
Powerful operation

20 minutes continuous operation by maximum airflow and maximum compressor speed is possible. Rapid cooling and heating makes the room comfortable quickly.

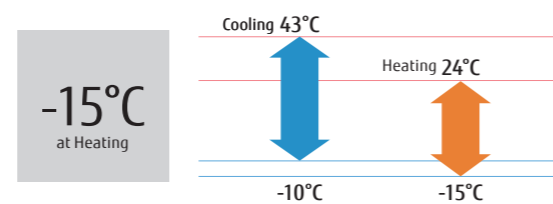


Economy operation

Setting temp. is shifted by 1°C automatically.



Low ambient operation



Optional parts

Remote Controller Holder: UTZ-RXLA

Dimensions

(Unit : mm)

